







14AGC MAG CI

MAG Senior Day 1 Standings

May 21 - Jun 1, 2014

Page: 1
 Printed: 5/21/2014 10:40:40 PM
 Men / SR / All Ages
 Session: 03M
 Judge's Signatures







Rank	Num	Name	Gym	Diff							AA
1	1128	Naoya Tsukahara	QLD	Diff: 4.600	5.200	6.300	5.200	6.000	5.300		
				Exec: 8.300	8.900	8.850	8.900	8.666	9.150		
				ND:		
				Final: 12.900	14.100	15.150	14.100	14.666	14.450	85.366	
				Place: 11	3	1	4T	1	3	1	
2	1206	Luke Wiwatowski	VIC	Diff: 6.300	4.600	5.700	5.200	6.000	6.600		
				Exec: 8.100	7.800	8.500	9.000	8.166	8.450		
				ND: -0.200	.	.	-0.100	.	.		
				Final: 14.200	12.400	14.200	14.100	14.166	15.050	84.116	
				Place: 4	11	3	4T	3	1	2	
3	1076	Mikhail Koudinov	NZ	Diff: 5.700	5.700	5.600	4.400	6.100	4.900		
				Exec: 8.466	8.666	8.400	9.100	8.033	8.000		
				ND: -0.100		
				Final: 14.066	14.366	14.000	13.500	14.133	12.900	82.965	
				Place: 6	1	5	12	4	15	3	
4	1071	Kristofer Done	NZ	Diff: 5.500	5.700	4.900	4.400	5.600	5.700		
				Exec: 8.700	8.200	8.700	8.966	7.700	8.350		
				ND: -0.100	.	.	-0.300	.	.		
				Final: 14.100	13.900	13.600	13.066	13.300	14.050	82.016	
				Place: 5	4	7	17	8	5	4	
5	1126	Michael Mercieca	QLD	Diff: 5.400	5.000	5.900	5.200	6.100	6.000		
				Exec: 7.566	6.966	8.150	9.066	8.200	8.300		
				ND: -0.100		
				Final: 12.866	11.966	14.050	14.266	14.300	14.300	81.748	
				Place: 12T	14	4	2	2	4	5	
6T	1205	Luke Wadsworth	VIC	Diff: 5.800	5.900	4.800	5.600	6.200	5.200		
				Exec: 6.200	7.666	8.350	8.866	7.433	8.250		
				ND: -0.300		
				Final: 11.700	13.566	13.150	14.466	13.633	13.450	79.965	
				Place: 20	5	12T	1	6	10	6T	
6T	1070	David Bishop	NZ	Diff: 5.700	4.700	4.200	5.200	3.800	5.300		
				Exec: 8.966	7.533	9.100	7.433	9.333	8.700		
				ND:		
				Final: 14.666	12.233	13.300	12.633	13.133	14.000	79.965	
				Place: 1	12	10	21	10	6	6T	
8	1200	Sean O'Hara	VIC	Diff: 6.200	5.200	4.500	5.600	5.400	5.400		
				Exec: 7.800	7.500	8.550	8.100	7.833	8.450		
				ND: -0.700		
				Final: 13.300	12.700	13.050	13.700	13.233	13.850	79.833	
				Place: 9	7	14	9	9	7	8	
9	1073	Brandon Field	NZ	Diff: 5.500	4.300	4.800	5.200	5.100	3.700		
				Exec: 8.900	7.400	8.350	8.833	8.700	8.500		
				ND:		
				Final: 14.400	11.700	13.150	14.033	13.800	12.200	79.283	
				Place: 2	15T	12T	6T	5	18	9	
10	1127	Mitchell Morgans	QLD	Diff: 5.300	4.600	5.100	5.200	5.900	6.500		
				Exec: 7.133	6.800	8.750	8.933	6.766	6.500		
				ND: -0.300	.	.	-0.100	.	.		
				Final: 12.133	11.400	13.850	14.033	12.666	13.000	77.082	
				Place: 16	17	6	6T	11T	14	10	

14AGC MAG CI

MAG Senior Day 1 Standings

May 21 - Jun 1, 2014







Page: 2
 Printed: 5/21/2014 10:40:41 PM
 Men / SR / All Ages
 Session: 03M

Rank	Num	Name	Gym	Diff							AA
11	1203	Jack Rickards	VIC	Diff: 5.600	5.700	4.200	4.400	5.200	5.200		
				Exec: 6.300	7.733	8.400	9.066	6.933	7.650		
				ND: -0.400							
				Final: 11.500	13.433	12.600	13.466	12.133	12.850		75.982
				Place: 21	6	17	13	15	16		11
12	1072	Kyleab Ellis	NZ	Diff: 5.300	4.300	—	5.200	4.100	5.000		
				Exec: 8.300	7.000	—	8.966	9.233	8.250		
				ND: —							
				Final: 13.600	11.300	—	14.166	13.333	13.250		65.649
				Place: 8	18	23*	3	7	12		12
13	1077	Reid Mcgowan	NZ	Diff: —	5.400	4.700	2.800	5.400	4.300		
				Exec: —	8.766	8.750	8.966	6.233	9.350		
				ND: —			-0.100				
				Final: —	14.166	13.450	11.666	11.633	13.650		64.565
				Place: 22*	2	9	24	18	9		13
14	1123	Mitchell Jones	QLD	Diff: 5.200	5.200	5.700	4.400	5.300	—		
				Exec: 7.033	6.500	7.550	8.900	6.433	—		
				ND: —							
				Final: 12.233	11.700	13.250	13.300	11.733	—		62.216
				Place: 15	15T	11	14T	17	19*		14
15	1074	Leo Golder	NZ	Diff: 4.700	—	3.500	4.400	4.100	4.300		
				Exec: 8.133	—	7.500	7.866	7.733	9.400		
				ND: —							
				Final: 12.833	—	11.000	12.266	11.833	13.700		61.632
				Place: 14	21*	21	23	16	8		15
16	1198	Jayden Bull	VIC	Diff: 5.700	—	—	4.800	5.500	6.700		
				Exec: 8.633	—	—	9.100	6.966	7.950		
				ND: —			-0.300				
				Final: 14.333	—	—	13.600	12.466	14.650		55.049
				Place: 3	21*	23*	10	13	2		16
17	1202	Kent Pieterse	VIC	Diff: 6.300	—	5.400	5.600	—	5.400		
				Exec: 6.966	—	7.550	8.200	—	7.300		
				ND: -0.300							
				Final: 12.966	—	12.950	13.800	—	12.700		52.416
				Place: 10	21*	16	8	21*	17		17
18	1226	Maximilian Woloszyn	WA	Diff: —	4.900	4.800	—	5.200	5.200		
				Exec: —	7.100	7.750	—	7.466	8.150		
				ND: —							
				Final: —	12.000	12.550	—	12.666	13.350		50.566
				Place: 22*	13	18	25*	11T	11		18
19	1079	Callum Phillips	NZ	Diff: 5.100	4.800	—	4.400	4.700	—		
				Exec: 8.866	7.766	—	8.700	6.700	—		
				ND: -0.100			-0.100	-0.300			
				Final: 13.866	12.566	—	13.000	11.100	—		50.532
				Place: 7	8T	23*	19T	20	19*		19
20	1075	James Hennin	NZ	Diff: —	4.400	4.500	—	4.600	5.300		
				Exec: —	8.166	7.550	—	7.633	7.800		
				ND: —							
				Final: —	12.566	12.050	—	12.233	13.100		49.949
				Place: 22*	8T	19	25*	14	13		20

14AGC MAG CI

MAG Senior Day 1 Standings

May 21 - Jun 1, 2014

Rank	Num	Name	Gym							AA	
21	1147	Christopher Remkes	SA	Diff: 5.900 Exec: 6.066 ND: -0.100 Final: 11.866 Place: 18T	5.100 7.366	4.500 7.050	5.600 7.700	—.— —.— —.— —.— 21*	—.— —.— —.— —.— 19*	49.182 21	
22	1199	Corey Morton	VIC	Diff: 5.800 Exec: 7.166 ND: -0.100 Final: 12.866 Place: 12T	4.600 5.233	—.— —.—	5.200 7.833	4.200 7.066	—.— —.— —.— —.— 19*	—.— —.— —.— —.— 19*	46.998 22
23	1146	Ben Congedi	SA	Diff: 5.400 Exec: 6.800 ND: -0.100 Final: 12.100 Place: 17	—.— —.—	5.300 8.200	4.000 8.600	—.— —.— —.— —.— 21*	—.— —.— —.— —.— 19*	38.200 23	
24	1201	Zachary Perillo	VIC	Diff: —.— Exec: —.— ND: —.— Final: —.— Place: 22*	4.200 3.766	6.100 6.900	5.200 7.800	—.— —.— —.— —.— 21*	—.— —.— —.— —.— 19*	33.966 24	
25	1204	Matthew Seduikis	VIC	Diff: 4.600 Exec: 7.266 ND: —.— Final: 11.866 Place: 18T	—.— —.—	—.— —.—	4.400 8.866	—.— —.— —.— —.— 21*	—.— —.— —.— —.— 19*	25.132 25	
26	1078	Matthew Palmer	NZ	Diff: —.— Exec: —.— ND: —.— Final: —.— Place: 22*	—.— —.—	5.200 9.150	—.— —.—	—.— —.— —.— —.— 21*	—.— —.— —.— —.— 19*	14.350 26	
27	1023	James Bacueti	ACT	Diff: —.— Exec: —.— ND: —.— Final: —.— Place: 22*	—.— —.—	—.— —.—	6.000 7.533	—.— —.— —.— —.— 21*	—.— —.— —.— —.— 19*	13.533 27	
28	1196	Vincent Lam	VIC	Diff: —.— Exec: —.— ND: —.— Final: —.— Place: 22*	—.— —.—	4.500 5.500	—.— —.—	—.— —.— —.— —.— 21*	—.— —.— —.— —.— 19*	10.000 28	