

14AGC MAG CII/CIII







MAG Level 8 Open AA Final

May 21 - Jun 1, 2014

Men / 80

Session: 13M

Judge's Signatures

Rank	Num	Name/Gym								AA		
1	1099	Jack Glendenning QLD	Prelims	Diff:	4.500	3.400	2.300	3.600	4.100	2.600	73.633	
				Exec:	8.850	8.700	9.400	8.933	9.150	8.100		
				ND:		
			Final:	13.350	12.100	11.700	12.533	13.250	10.700	74.165		
			Finals	Diff:	4.600	3.400	2.200	3.600	4.200			2.700
				Exec:	8.633	8.833	9.233	9.000	9.200			8.566
ND:					
Combined Total: 147.798												
2	1101	Jean Nick QLD	Prelims	Diff:	4.100	4.500	4.300	3.000	4.000	3.800	73.866	
				Exec:	9.150	6.750	8.600	8.366	9.500	8.100		
				ND:	.	.	.	-0.300	.	.		
			Final:	13.250	11.250	12.900	11.066	13.500	11.900	72.899		
			Finals	Diff:	3.500	4.800	4.300	3.000	3.900			3.800
				Exec:	9.033	7.733	8.533	8.800	8.000			7.500
ND:					
Combined Total: 146.765												
3	1227	Jack Rowell QLD	Prelims	Diff:	4.400	3.200	3.400	3.900	3.600	2.300	73.399	
				Exec:	8.650	8.100	8.433	8.866	9.500	9.050		
				ND:		
			Final:	13.050	11.300	11.833	12.766	13.100	11.350	73.365		
			Finals	Diff:	4.400	3.200	3.400	3.900	3.600			2.300
				Exec:	8.766	7.966	8.500	8.900	9.500			8.933
ND:					
Combined Total: 146.764												
4F	1064	Frikkie Delpont NZ	Prelims	Diff:	4.300	3.800	3.500	3.900	3.800	2.300	73.166	
				Exec:	8.600	7.350	8.933	9.133	8.900	8.750		
				ND:	.	.	.	-0.100	.	.		
			Final:	12.900	11.150	12.433	12.933	12.700	11.050	73.264		
			Finals	Diff:	4.300	4.100	3.500	3.900	3.700			2.000
				Exec:	9.166	7.800	8.766	9.266	8.933			7.833
ND:					
Combined Total: 146.430												
4F	1065	Damien Hewitt NZ	Prelims	Diff:	5.200	2.100	4.300	3.900	3.100	3.200	70.716	
				Exec:	8.500	7.200	7.433	9.533	9.200	8.750		
				ND:	-0.100	-1.500	.	-0.100	.	.		
			Final:	13.600	7.800	11.733	13.333	12.300	11.950	74.998		
			Finals	Diff:	5.200	2.300	4.300	3.900	3.600			3.200
				Exec:	8.433	7.800	8.566	9.433	9.133			9.133
ND:					
Combined Total: 145.714												
4F	1066	Daniel Price NZ	Prelims	Diff:	4.900	4.700	4.600	3.000	3.600	3.000	73.233	
				Exec:	7.500	8.100	7.433	9.100	9.450	7.850		
				ND:		
			Final:	12.400	12.800	12.033	12.100	13.050	10.850	72.299		
			Finals	Diff:	4.200	4.400	4.600	3.000	3.600			3.000
				Exec:	7.733	7.500	8.233	9.400	8.633			8.000
ND:					
Combined Total: 145.532												







14AGC MAG CII/CIII

MAG Level 8 Open AA Final

May 21 - Jun 1, 2014

Page: 2
Printed: 5/25/2014 11:44 AM

Men / 80
Session: 13M

Rank	Num	Name/Gym								AA		
4	1173	Brayden James VIC	Prelims	Diff:	4.800	3.500	3.300	3.600	4.100	2.900	71.883	
				Exec:	8.000	8.300	8.333	8.700	8.700	7.750		
				ND:	.	.	.	-0.100	.	.		
			Final:	12.800	11.800	11.633	12.200	12.800	10.650	72.264		
			Finals	Diff:	4.800	3.500	3.000	3.600	4.000			2.800
				Exec:	9.066	7.566	8.366	8.566	8.500			8.500
				ND:
			Final:	13.866	11.066	11.366	12.166	12.500	11.300			Combined Total
			5	1098	Lucas Brankovich QLD	Prelims	Diff:	5.100	4.200			4.300
Exec:	8.600	4.950					7.233	8.666	8.200	7.750		
ND:		
Final:	13.700	9.150				11.533	12.566	12.300	10.850	73.865		
Finals	Diff:	5.100				4.300	4.300	3.900	4.100		3.300	
	Exec:	8.333				7.466	7.800	9.333	7.433		8.500	
	ND:	
Final:	13.433	11.766				12.100	13.233	11.533	11.800		Combined Total	
							43.964					
6F	1063	Ashley Coudis-Bonniface NZ				Prelims	Diff:	4.300	3.400		4.400	3.900
			Exec:	8.000	7.300		7.833	9.433	7.750	8.950		
			ND:	-0.100		
			Final:	12.200	10.700	12.233	13.333	11.150	10.950	72.297		
			Finals	Diff:	4.400	3.300	4.400	3.900	3.300		2.000	
				Exec:	7.866	6.966	8.633	9.600	9.266		8.666	
				ND:	
			Final:	12.266	10.266	13.033	13.500	12.566	10.666		Combined Total	
												42.863
			6	1142	Stephen Moulds SA	Prelims	Diff:	4.200	3.000		2.800	3.900
Exec:	9.350	5.700					8.866	9.500	9.300	8.400		
ND:	-0.500	.		
Final:	13.550	8.700				11.666	13.400	12.000	11.100	71.799		
Finals	Diff:	4.200				2.900	2.500	3.900	3.200		2.900	
	Exec:	8.900				7.600	9.033	9.533	9.400		7.733	
	ND:	
Final:	13.100	10.500				11.533	13.433	12.600	10.633		Combined Total	
							42.215					
7	1043	Julien Horrocks NSW				Prelims	Diff:	4.100	3.100		3.500	4.000
			Exec:	8.850	7.800		8.766	9.533	8.750	8.650		
			ND:		
			Final:	12.950	10.900	12.266	13.533	12.150	10.950	69.331		
			Finals	Diff:	4.400	3.100	3.500	3.900	3.400		2.000	
				Exec:	8.266	8.766	8.633	9.500	8.133		5.733	
				ND:	
			Final:	12.666	11.866	12.133	13.400	11.533	7.733		Combined Total	
												42.080
			8	1172	Ben Holden VIC	Prelims	Diff:	3.600	3.500		4.500	3.900
Exec:	8.450	8.450					6.866	8.466	8.050	8.600		
ND:		
Final:	12.050	11.950				11.366	12.366	12.250	11.200	70.864		
Finals	Diff:	4.600				3.500	3.400	3.900	4.200		2.600	
	Exec:	8.633				8.400	7.666	8.366	7.866		7.833	
	ND:	.				.	.	-0.100	.		.	
Final:	13.233	11.900				11.066	12.166	12.066	10.433		Combined Total	
							42.046					







14AGC MAG CII/CIII

MAG Level 8 Open AA Final

May 21 - Jun 1, 2014

Page: 3
Printed: 5/25/2014 11:44 AM

Men / 80
Session: 13M

Rank	Num	Name/Gym									AA
9	1041	Rasmus Breth - Petersen NSW	Prelims	Diff:	3.700	3.000	3.300	2.800	3.600	3.200	71.282
				Exec:	8.500	8.300	8.466	8.766	9.150	8.500	
				ND:	
			Final:	12.200	11.300	11.766	11.566	12.750	11.700		
			Finals	Diff:	3.700	3.000	3.300	2.800	3.600	3.200	
				Exec:	8.700	7.666	8.833	9.200	8.366	8.166	
ND:				
Final:	12.400	10.666	12.133	12.000	11.966	11.366	70.531				
Combined Total 141.813											
10	1102	Reece Pearce QLD	Prelims	Diff:	4.600	3.100	2.300	2.800	3.200	2.200	70.499
				Exec:	9.150	8.100	8.333	8.866	9.200	8.650	
				ND:	
			Final:	13.750	11.200	10.633	11.666	12.400	10.850		
			Finals	Diff:	4.600	3.100	2.300	2.800	3.300	2.300	
				Exec:	9.333	8.000	8.800	9.066	8.666	8.966	
ND:				
Final:	13.933	11.100	11.100	11.866	11.966	11.266	71.231				
Combined Total 141.730											
11	1219	Elija Meegan WA	Prelims	Diff:	4.600	3.500	2.600	2.800	3.700	2.800	70.766
				Exec:	8.950	7.450	8.866	8.600	8.250	8.650	
				ND:	
			Final:	13.550	10.950	11.466	11.400	11.950	11.450		
			Finals	Diff:	4.600	3.500	3.600	2.800	3.700	2.500	
				Exec:	8.000	7.666	8.800	8.866	8.466	8.433	
ND:				
Final:	12.600	11.166	12.400	11.666	12.166	10.933	70.931				
Combined Total 141.697											
12	1042	Mitchell Dawson NSW	Prelims	Diff:	3.200	3.300	3.400	3.900	3.700	2.200	70.216
				Exec:	9.100	8.400	7.533	9.033	8.900	7.550	
				ND:	
			Final:	12.300	11.700	10.933	12.933	12.600	9.750		
			Finals	Diff:	2.900	3.300	3.500	3.900	3.600	2.200	
				Exec:	8.633	8.766	8.600	9.133	8.566	7.233	
ND:				
Final:	11.533	12.066	12.100	13.033	12.166	9.433	70.331				
Combined Total 140.547											
13	1100	Thomas Harden QLD	Prelims	Diff:	4.100	4.200	3.400	3.000	3.300	2.000	70.616
				Exec:	8.900	7.100	8.500	8.966	9.300	7.850	
				ND:	
			Final:	13.000	11.300	11.900	11.966	12.600	9.850		
			Finals	Diff:	4.000	4.000	3.500	3.000	3.300	1.300	
				Exec:	9.033	7.633	8.533	9.200	9.266	7.900	
ND:	.	.		.	-0.100	.	-1.500				
Final:	13.033	11.633	12.033	12.100	12.566	7.700	69.065				
Combined Total 139.681											
14	1218	Daniel Kural WA	Prelims	Diff:	4.000	3.900	4.800	2.800	3.500	2.400	69.516
				Exec:	7.550	7.500	8.233	8.833	8.950	7.150	
				ND:	.	.	.	-0.100	.	.	
			Final:	11.550	11.400	13.033	11.533	12.450	9.550		
			Finals	Diff:	4.300	4.200	4.800	3.900	3.900	2.400	
				Exec:	7.766	4.700	8.366	8.633	8.666	6.600	
ND:	-0.300				
Final:	11.766	8.900	13.166	12.533	12.566	9.000	67.931				
Combined Total 137.447											







14AGC MAG CII/CIII

MAG Level 8 Open AA Final

May 21 - Jun 1, 2014

Page: 4
Printed: 5/25/2014 11:44 AM

Men / 80
Session: 13M







Rank	Num	Name/Gym								AA					
15	1045	Bailey Sansom NSW	Prelims	Diff:	4.400	3.000	2.400	3.900	3.100	2.200	68.282				
				Exec:	8.750	8.000	7.366	8.666	7.900	8.600					
				ND:					
			Final:	13.150	11.000	9.766	12.566	11.000	10.800	68.282					
			Finals	Diff:	4.500	3.000	2.300	3.900	3.600			2.200			
				Exec:	9.033	6.400	8.466	9.000	7.500			8.400			
				ND:			
			Final:	13.533	9.400	10.766	12.900	11.100	10.600			68.299			
			Combined Total												
			66.581												
16	1046	Yi Heng Wang NSW	Prelims	Diff:	4.100	2.400	2.400	2.100	3.500	3.000	66.300				
				Exec:	8.250	7.150	8.600	9.500	6.900	8.700					
				ND:	-0.300					
			Final:	12.050	9.550	11.000	11.600	10.400	11.700	66.300					
			Finals	Diff:	4.200	2.400	2.400	2.100	3.600			3.000			
				Exec:	8.666	8.500	8.300	9.000	8.833			8.566			
				ND:			
			Final:	12.866	10.900	10.700	11.100	12.433	11.566			69.565			
			Combined Total												
			65.865												
17	1175	Todd Saunders VIC	Prelims	Diff:	3.200	2.700	2.500	3.000	2.700	2.700	66.449				
				Exec:	8.950	6.800	8.266	8.533	9.100	8.300					
				ND:	.	.	.	-0.300	.	.					
			Final:	12.150	9.500	10.766	11.233	11.800	11.000	66.449					
			Finals	Diff:	3.200	3.400	2.500	3.000	2.600			2.700			
				Exec:	9.266	7.600	8.400	9.133	8.700			8.433			
				ND:			
			Final:	12.466	11.000	10.900	12.133	11.300	11.133			68.932			
			Combined Total												
			65.381												
18	1178	Paul Wiwatowski VIC	Prelims	Diff:	3.600	3.000	2.000	2.000	3.300	2.600	64.866				
				Exec:	8.500	7.100	8.200	9.066	7.900	7.600					
				ND:					
			Final:	12.100	10.100	10.200	11.066	11.200	10.200	64.866					
			Finals	Diff:	3.900	3.100	2.300	2.000	3.300			2.500			
				Exec:	8.900	7.866	9.033	9.433	8.000			8.233			
				ND:			
			Final:	12.800	10.966	11.333	11.433	11.300	10.733			68.565			
			Combined Total												
			63.431												
19	1048	Robert Fassone NSW	Prelims	Diff:	3.500	2.900	2.300	2.000	3.500	2.800	65.033				
				Exec:	8.350	5.200	8.900	8.733	8.550	8.400					
				ND:	.	.	.	-0.100	.	.					
			Final:	11.850	8.100	11.200	10.633	12.050	11.200	65.033					
			Finals	Diff:	3.600	3.500	2.200	3.000	3.700			2.700			
				Exec:	8.766	6.433	8.733	8.933	8.600			8.466			
				ND:	.	.	.	-0.300	.			.			
			Final:	12.366	9.933	10.933	11.633	12.300	11.166			68.331			
			Combined Total												
			63.364												
20	1018	Charlie Pocock ACT	Prelims	Diff:	4.100	3.200	2.300	3.000	3.700	2.800	62.066				
				Exec:	8.200	6.300	6.833	8.333	8.100	5.300					
				ND:	.	.	.	-0.100	.	.					
			Final:	12.300	9.500	9.133	11.233	11.800	8.100	62.066					
			Finals	Diff:	4.000	3.200	3.400	2.800	3.800			3.500			
				Exec:	8.100	7.466	8.100	8.800	8.466			8.000			
				ND:	.	.	.	-0.100	.			.			
			Final:	12.100	10.666	11.500	11.500	12.266	11.500			69.532			
			Combined Total												
			61.598												

14AGC MAG CII/CIII

MAG Level 8 Open AA Final

May 21 - Jun 1, 2014

Men / 80
Session: 13M







Rank	Num	Name/Gym								AA		
21	1174	Lorcan Reed VIC	Prelims	Diff:	4.400	3.200	2.500	3.000	3.300	2.700	66.166	
				Exec:	8.050	7.600	9.100	7.266	8.700	6.450		
				ND:	-0.100		
			Final:	12.350	10.800	11.600	10.266	12.000	9.150	65.331		
			Finals	Diff:	4.400	3.200	2.500	3.000	3.000			2.700
				Exec:	7.333	6.966	7.233	8.566	8.400			8.133
				ND:	.	.	.	-0.100	.			.
			Final:	11.733	10.166	9.733	11.466	11.400	10.833			Combined Total
			22	1016	Simon Bewick ACT	Prelims	Diff:	4.100	3.500			2.400
Exec:	8.500	7.750					7.000	7.766	8.950	7.000		
ND:	.	.					.	-0.100	.	.		
Final:	12.600	11.250				9.400	10.666	11.550	9.500	66.199		
Finals	Diff:	4.100				3.400	2.400	2.800	2.600		2.600	
	Exec:	8.266				6.400	8.100	8.733	9.000		8.100	
	ND:	.				.	.	-0.300	.		.	
Final:	12.366	9.800				10.500	11.233	11.600	10.700		Combined Total	
							B1.165					
23	1176	Atid Shahak VIC				Prelims	Diff:	4.700	2.500		2.300	2.000
			Exec:	8.050	6.650		8.300	9.333	8.650	8.050		
			ND:		
			Final:	12.750	9.150	10.600	11.333	11.750	10.250	65.198		
			Finals	Diff:	4.600	2.700	2.300	2.000	3.400		2.200	
				Exec:	8.766	5.466	8.100	9.500	8.200		7.966	
				ND:	
			Final:	13.366	8.166	10.400	11.500	11.600	10.166		Combined Total	
												B1.031
			24	1104	Andrew Mitchell QLD	Prelims	Diff:	4.200	3.800		3.200	3.000
Exec:	7.550	3.750					7.133	8.366	7.200	8.600		
ND:	-0.400	-1.500					.	-0.100	.	.		
Final:	11.350	6.050				10.333	11.266	11.300	11.200	69.132		
Finals	Diff:	3.500				3.800	4.200	3.000	4.200		2.700	
	Exec:	7.000				7.500	8.100	8.666	8.166		8.400	
	ND:	.				.	.	-0.100	.		.	
Final:	10.500	11.300				12.300	11.566	12.366	11.100		Combined Total	
							B0.631					
25	1217	Benjamin Hamilton WA				Prelims	Diff:	2.800	3.100		2.400	2.000
			Exec:	8.750	8.000		7.066	8.900	8.450	8.400		
			ND:		
			Final:	11.550	11.100	9.466	10.900	12.250	10.600	64.765		
			Finals	Diff:	3.000	3.000	2.100	2.000	3.800		2.300	
				Exec:	8.233	8.000	8.266	9.033	8.233		8.600	
				ND:	-0.300	.	-1.500	.	.		.	
			Final:	10.933	11.000	8.866	11.033	12.033	10.900		Combined Total	
												B0.631
			26	1017	Ryan Hanns ACT	Prelims	Diff:	4.000	3.200		2.200	2.400
Exec:	8.400	7.100					8.400	8.800	7.200	8.150		
ND:		
Final:	12.400	10.300				10.600	11.200	10.500	10.350	63.699		
Finals	Diff:	3.900				3.200	2.300	2.400	3.000		2.200	
	Exec:	8.600				6.766	8.500	8.900	5.933		8.000	
	ND:	
Final:	12.500	9.966				10.800	11.300	8.933	10.200		Combined Total	
							B29.049					

14AGC MAG CII/CIII

MAG Level 8 Open AA Final

May 21 - Jun 1, 2014

Men / 80
Session: 13M

Rank	Num	Name/Gym								AA							
27	1177	Nicholas Silagy VIC	Prelims	Diff:	3.400	3.100	4.500	2.800	3.800	2.200	64.533						
				Exec:	7.050	5.300	8.500	8.233	8.150	7.600							
				ND:	.	.	.	-0.100	.	.							
			Final:	10.450	8.400	13.000	10.933	11.950	9.800	62.131							
			Finals	Diff:	3.300	1.900	4.600	2.000	4.000			2.200					
				Exec:	7.166	5.966	8.566	9.300	6.733			7.900					
				ND:	.	-1.500					
			Final:	10.466	6.366	13.166	11.300	10.733	10.100			Combined Total: 26.664					
			28	1047	Max Cridland NSW	Prelims	Diff:	3.800	2.000				2.400	2.000	2.900	2.300	58.182
							Exec:	7.300	4.900				7.766	8.666	8.850	6.800	
ND:	.	-1.500											
Final:	11.100	5.400				10.166	10.666	11.750	9.100	60.899							
Finals	Diff:	3.900				2.000	2.400	2.000	2.900		2.400						
	Exec:	7.600				6.300	7.400	9.133	8.133		8.233						
	ND:	.				-1.500						
Final:	11.500	6.800				9.800	11.133	11.033	10.633		Combined Total: 19.081						
29	1103	Brodie Chaffey QLD				Prelims	Diff:	4.500	3.600			___	3.900	3.100	1.900	58.550	
							Exec:	8.200	7.550			___	8.600	8.950	8.550		
			ND:	.	.		.	-0.300	.	.							
			Final:	12.700	11.150	___	12.200	12.050	10.450	56.998							
			Finals	Diff:	4.100	4.100	___	3.000	3.200		1.900						
				Exec:	7.866	7.033	___	8.400	9.166		8.533						
				ND:	.	.	.	-0.300	.		.						
			Final:	11.966	11.133	___	11.100	12.366	10.433		Combined Total: 15.548						
			30	1044	Adriaan Lustig NSW	Prelims	Diff:	3.700	2.500			2.300	2.800	3.300	1.600		58.916
							Exec:	8.400	6.350			7.300	8.866	8.350	6.550		
ND:	.	.					-1.500	-0.100	.	-1.500							
Final:	12.100	8.850				8.100	11.566	11.650	6.650	0.000							
Finals	Diff:	___				___	___	___	___		___						
	Exec:	___				___	___	___	___		___						
	ND:	___				___	___	___	___		___						
Final:	___	___				___	___	___	___		Combined Total: 58.916						
31	1019	Lachlan Puzey ACT				Prelims	Diff:	4.000	___			3.200	3.600	___	___	35.749	
							Exec:	8.350	___			8.466	8.133	___	___		
			ND:							
			Final:	12.350	___	11.666	11.733	___	___	0.000							
			Finals	Diff:	___	___	___	___	___		___						
				Exec:	___	___	___	___	___		___						
				ND:	___	___	___	___	___		___						
			Final:	___	___	___	___	___	___		Combined Total: 35.749						
			32	1171	Max Collett VIC	Prelims	Diff:	___	___			___	___	___	___		0.000
							Exec:	___	___			___	___	___	___		
ND:	___	___					___	___	___	___							
Final:	___	___				___	___	___	___	0.000							
Finals	Diff:	___				___	___	0.000	___		___						
	Exec:	___				___	___	0.000	___		___						
	ND:	___				___	___	___	___		___						
Final:	___	___				___	0.000	___	___		Combined Total: 0.000						