





14AGC WAG CI

Meet Results - WAG Level 8

May 21 - Jun 1, 2014

Women2 / 8 / All Ages
Session: 04W
Gymnast's Signatures





Rank	Num	Name	Gym	Diff			Spare			Spare2	AA
1	628	Camille O'Conor	TAS	4.200	5.300	___	4.400	4.200	___		
				Exec: 9.225	8.325	___	8.500	8.250	___		
				ND: ___	___	___	___	___	___		
				Final: 13.425	13.625	___	12.900	12.450	___		52.400
				Place: 3	1	0*	5	26	0*		1
2	535	Elise Baxter	NSW	4.600	4.100	___	4.700	4.400	___		
				Exec: 9.100	8.800	___	7.775	8.375	___		
				ND: ___	___	___	___	___	___		
				Final: 13.700	12.900	___	12.475	12.775	___		51.850
				Place: 1	4	0*	7	14	0*		2
3	538	Erin Modaro	NSW	4.000	4.100	___	4.500	4.700	___		
				Exec: 8.750	8.425	___	8.575	8.350	___		
				ND: ___	___	___	___	___	___		
				Final: 12.750	12.525	___	13.075	13.050	___		51.400
				Place: 20T	6	0*	3	4T	0*		3
4	676	Lauren Pengelly	VIC	4.200	3.200	___	4.600	3.900	___		
				Exec: 8.900	8.350	___	8.750	8.975	___		
				ND: ___	___	___	___	___	___		
				Final: 13.100	11.550	___	13.350	12.875	___		50.875
				Place: 5T	21	0*	1	9	0*		4
5	537	Chloe Jackson-Brown	NSW	4.200	4.200	___	4.600	4.500	___		
				Exec: 8.925	7.800	___	8.050	8.550	___		
				ND: ___	___	___	___	___	___		
				Final: 13.125	12.000	___	12.650	13.050	___		50.825
				Place: 4	9	0*	6	4T	0*		5
6	588	Stephanie Zeilinga	QLD	4.200	4.100	___	3.800	3.900	___		
				Exec: 8.675	8.675	___	7.925	8.950	___		
				ND: ___	___	___	___	___	___		
				Final: 12.875	12.775	___	11.725	12.850	___		50.225
				Place: 16	5	0*	17	10T	0*		6
7	614	Kendall Krooglik	SA	4.200	3.700	___	4.900	4.600	___		
				Exec: 8.750	7.800	___	7.450	8.550	___		
				ND: ___	___	___	___	-0.100	___		
				Final: 12.950	11.500	___	12.350	13.050	___		49.850
				Place: 13T	22	0*	8	4T	0*		7
8	613	Savannah Crompton	SA	3.800	4.900	___	4.700	3.800	___		
				Exec: 8.600	8.275	___	7.125	8.625	___		
				ND: ___	___	___	___	___	___		
				Final: 12.400	13.175	___	11.825	12.425	___		49.825
				Place: 27	3	0*	13T	27T	0*		8
9	505	Alannah Bourandanis	ACT	4.000	4.900	___	3.900	4.100	___		
				Exec: 8.650	8.450	___	7.150	8.550	___		
				ND: ___	___	___	___	___	___		
				Final: 12.650	13.350	___	11.050	12.650	___		49.700
				Place: 25	2	0*	29	17T	0*		9
10	586	Abbey Scott	QLD	4.200	3.000	___	3.300	4.100	___		
				Exec: 8.825	8.675	___	8.475	9.025	___		
				ND: ___	___	___	___	___	___		
				Final: 13.025	11.675	___	11.775	13.125	___		49.600
				Place: 9T	14T	0*	15	1T	0*		10

14AGC WAG CI

Meet Results - WAG Level 8

May 21 - Jun 1, 2014

Women2 / 8 / All Ages
Session: 04W





Rank	Num	Name	Gym			Spare			Spare2	AA
11	506	Georgia Evans	ACT	Diff: 4.000	4.100	___	5.100	4.400	___	
				Exec: 8.325	7.275	___	8.075	8.275	___	
				ND:	
				Final: 12.325	11.375	___	13.175	12.675	___	49.550
				Place: 29	24	0*	2	16	0*	11
12	616	Erin Teakle	SA	Diff: 4.000	4.600	___	3.200	4.000	___	
				Exec: 9.025	7.725	___	8.300	8.550	___	
				ND:	
				Final: 13.025	12.325	___	11.500	12.550	___	49.400
				Place: 9T	7	0*	22T	21	0*	12
13	677	Jessica Toh	VIC	Diff: 4.000	2.700	___	4.100	4.000	___	
				Exec: 8.550	8.950	___	8.025	8.850	___	
				ND:	
				Final: 12.550	11.650	___	12.125	12.850	___	49.175
				Place: 26	16	0*	11	10T	0*	13
14	536	Bianca Harris	NSW	Diff: 4.200	3.400	___	3.200	4.600	___	
				Exec: 8.775	8.325	___	8.325	8.325	___	
				ND:	
				Final: 12.975	11.725	___	11.525	12.925	___	49.150
				Place: 11T	11T	0*	21	7	0*	14
15	713	Mikayla Kidd	WA	Diff: 4.200	3.300	___	4.500	4.500	___	
				Exec: 8.750	8.300	___	6.950	8.300	___	
				ND:	
				Final: 12.950	11.600	___	11.450	12.800	___	48.800
				Place: 13T	18T	0*	24	13	0*	15
16	629	Georgina Osborn	TAS	Diff: 4.200	3.500	___	3.300	3.900	___	
				Exec: 8.900	8.100	___	8.400	8.350	___	
				ND:	
				Final: 13.100	11.600	___	11.700	12.250	___	48.650
				Place: 5T	18T	0*	18	31	0*	16
17	612	Tanika Alford	SA	Diff: 4.200	3.400	___	3.200	3.900	___	
				Exec: 8.900	8.650	___	7.575	8.750	___	
				ND:	
				Final: 13.100	12.050	___	10.775	12.650	___	48.575
				Place: 5T	8	0*	31	17T	0*	17
18	587	Jamie Tromp	QLD	Diff: 4.200	2.500	___	3.200	4.000	___	
				Exec: 8.600	9.200	___	8.350	8.350	___	
				ND:	
				Final: 12.800	11.700	___	11.550	12.350	___	48.400
				Place: 19	13	0*	20	29	0*	18
19	678	Molly Waayers	VIC	Diff: 4.000	2.700	___	4.200	4.000	___	
				Exec: 8.675	8.100	___	8.050	8.600	___	
				ND:	-0.100	.	
				Final: 12.675	10.800	___	12.250	12.500	___	48.225
				Place: 23T	27	0*	9	23	0*	19
20	539	Aphra O'Brien-Slade	NSW	Diff: 4.200	3.400	___	3.900	4.200	___	
				Exec: 8.875	7.200	___	7.925	8.500	___	
				ND:	
				Final: 13.075	10.600	___	11.825	12.700	___	48.200
				Place: 8	30	0*	13T	15	0*	20

14AGC WAG CI

Meet Results - WAG Level 8

May 21 - Jun 1, 2014





Women2 / 8 / All Ages
Session: 04W

Rank	Num	Name	Gym			Spare			Spare2	AA
21	507	Georgia Keane	ACT	Diff: 4.200	4.200	___	3.400	4.800	___	
				Exec: 8.475	7.700	___	7.025	8.425	___	
				ND: .	.	___	.	-0.100	___	
				Final: 12.675	11.900	___	10.425	13.125	___	48.125
				Place: 23T	10	0*	33	1T	0*	21
22	540	Jessica Rynne	NSW	Diff: 2.400	3.700	___	4.600	4.300	___	
				Exec: 8.575	8.025	___	8.350	8.125	___	
				ND: .	.	___	.	___	___	
				Final: 10.975	11.725	___	12.950	12.425	___	48.075
				Place: 39	11T	0*	4	27T	0*	22
23	715	Lucy Mahoney	WA	Diff: 4.000	4.300	___	3.800	4.100	___	
				Exec: 8.225	7.375	___	8.225	8.325	___	
				ND: .	.	___	.	-0.300	___	
				Final: 12.225	11.675	___	12.025	12.125	___	48.050
				Place: 32	14T	0*	12	32	0*	23
24	585	Anna Rowe	QLD	Diff: 3.200	3.400	___	3.800	4.100	___	
				Exec: 9.075	8.225	___	7.700	8.500	___	
				ND: .	.	___	.	___	___	
				Final: 12.275	11.625	___	11.500	12.600	___	48.000
				Place: 30	17	0*	22T	20	0*	24
25	714	Keira Kikalis	WA	Diff: 4.200	2.600	___	3.800	4.100	___	
				Exec: 8.550	7.700	___	8.375	8.375	___	
				ND: .	.	___	.	___	___	
				Final: 12.750	10.300	___	12.175	12.475	___	47.700
				Place: 20T	33T	0*	10	24T	0*	25
26	716	Paige Meckenstock	WA	Diff: 4.200	2.000	___	3.700	4.100	___	
				Exec: 8.650	8.300	___	7.650	8.975	___	
				ND: .	.	___	.	___	___	
				Final: 12.850	10.300	___	11.350	13.075	___	47.575
				Place: 17	33T	0*	25	3	0*	26
27	626	Grace Gaby	TAS	Diff: 4.200	3.600	___	3.300	4.100	___	
				Exec: 8.550	6.325	___	8.450	8.750	___	
				ND: .	.	___	.	___	___	
				Final: 12.750	9.925	___	11.750	12.850	___	47.275
				Place: 20T	37	0*	16	10T	0*	27
28	584	Leigha Ives	QLD	Diff: 4.200	2.100	___	4.300	4.000	___	
				Exec: 8.750	8.050	___	7.000	8.625	___	
				ND: .	.	___	.	___	___	
				Final: 12.950	10.150	___	11.300	12.625	___	47.025
				Place: 13T	36	0*	26	19	0*	28
29	625	Zoe Dowling	TAS	Diff: 4.000	2.900	___	3.700	3.400	___	
				Exec: 8.825	7.625	___	7.975	8.550	___	
				ND: .	.	___	.	___	___	
				Final: 12.825	10.525	___	11.675	11.950	___	46.975
				Place: 18	31	0*	19	36	0*	29
30	627	Micaela Maui	TAS	Diff: 4.000	3.300	___	2.800	3.900	___	
				Exec: 8.375	8.050	___	7.200	8.625	___	
				ND: .	.	___	.	___	___	
				Final: 12.375	11.350	___	10.000	12.525	___	46.250
				Place: 28	25	0*	36	22	0*	30

14AGC WAG CI

Meet Results - WAG Level 8

May 21 - Jun 1, 2014

Rank	Num	Name	Gym			Spare			Spare2	AA
31	717	Amber Stanicic	WA	Diff: 4.200	2.800	___	4.100	4.400	___	
				Exec: 7.675	7.900	___	7.000	7.775	___	
				ND:	-0.100	.	
				Final: 11.875	10.700	___	11.100	12.075	___	45.750
				Place: 34	28	0*	28	35	0*	31
32	675	Jessica Macdonald	VIC	Diff: 4.400	3.000	___	2.800	4.000	___	
				Exec: 9.100	7.275	___	6.750	8.275	___	
				ND:	
				Final: 13.500	10.275	___	9.550	12.275	___	45.600
				Place: 2	35	0*	39	30	0*	32
33T	674	Asha Covey	VIC	Diff: 4.000	1.300	___	2.700	2.900	___	
				Exec: 8.975	8.275	___	8.500	8.325	___	
				ND:	
				Final: 12.975	9.575	___	11.200	11.225	___	44.975
				Place: 11T	39	0*	27	37	0*	33T
33T	615	Maja Lanzoni	SA	Diff: 4.000	2.800	___	3.400	4.000	___	
				Exec: 7.950	7.525	___	7.200	8.100	___	
				ND:	
				Final: 11.950	10.325	___	10.600	12.100	___	44.975
				Place: 33	32	0*	32	33T	0*	33T
35	508	Maddison Pearce	ACT	Diff: 4.400	4.200	___	3.100	3.300	___	
				Exec: 7.850	7.225	___	7.700	7.100	___	
				ND:	
				Final: 12.250	11.425	___	10.800	10.400	___	44.875
				Place: 31	23	0*	30	39	0*	35
36	509	Kaitlin Phelan	ACT	Diff: 3.200	3.700	___	3.200	4.100	___	
				Exec: 8.125	6.975	___	6.575	8.800	___	
				ND: .	.	.	-0.100	.	.	
				Final: 11.325	10.675	___	9.675	12.900	___	44.575
				Place: 36	29	0*	37	8	0*	36
37	583	Ella Dewilde	QLD	Diff: 2.400	3.500	___	2.400	4.000	___	
				Exec: 8.650	7.750	___	7.250	8.475	___	
				ND:	
				Final: 11.050	11.250	___	9.650	12.475	___	44.425
				Place: 37	26	0*	38	24T	0*	37
38	673	Paige Blythe	VIC	Diff: 2.400	2.300	___	2.900	2.600	___	
				Exec: 8.600	9.275	___	7.300	8.300	___	
				ND:	
				Final: 11.000	11.575	___	10.200	10.900	___	43.675
				Place: 38	20	0*	34	38	0*	38
39	624	Jade Davidson	TAS	Diff: 4.000	2.100	___	3.200	3.800	___	
				Exec: 7.525	7.725	___	6.975	8.300	___	
				ND:	
				Final: 11.525	9.825	___	10.175	12.100	___	43.625
				Place: 35	38	0*	35	33T	0*	39